Environmental Product Declaration

In accordance with ISO 14025:2006 and EN 15804:2012+A2:2019/AC:2021 for:
from

Acczent Essential 72/80 from TARKETT

Programme:	The International EPD System, www.environdec.com
Programme operator:	EPD International AB
Type of EPD:	EPD of multiple products, based on an average product
EPD registration number:	EPD-IES-0032207
Version date:	2026-05-29
Validity date:	2031-05-29
Version history:	Original of the EPD *An EPD may be updated or depublished if conditions change. To find the latest version of the EPD and to confirm its validity, see www.environdec.com*

GENERAL INFORMATION

Programme Information	
Programme:	The International EPD® System
Address:	EPD International AB Box 210 60 SE-100 31 Stockholm Sweden
Website:	www.environdec.com
E-mail:	support@environdec.com

Product Category Rules (PCR)
CEN standard EN 15804 serves as the Core Product Category Rules (PCR)
Product Category Rules (PCR): PCR 2019:14 version 2.0.1 Construction products. UN CPC code : 36910 APE/NAF - 2223Z
PCR review was conducted by: The Technical Committee of the International EPD System. A full list of members is available on www.environdec.com. The review panel may be contacted via support@environdec.com. Members of the Technical Committee were requested to state any potential conflict of interest with the PCR Committee, and if there were conflicts of interest they were excused from the review. Chairs of the PCR review are Rob Rouwette (chair), Noa Meron (co-chair).
c-PCR: c-PCR-004 Being updated - Resilient, textile and laminate floor coverings (EN 16810) (1.0.0)

Third-party Verification
Independent third-party verification of the declaration and data, according to ISO 14025:2006, via: ☒ **Individual EPD verification without a pre-verified LCA/EPD tool** Third-party verifier: Anni Oviir , LCA Support – Rangi Maja OÜ Approved by: International EPD System ☐ **Individual EPD verification with a pre-verified LCA/EPD tool** ☐ **EPD process certification* without a pre-verified LCA/EPD tool** ☐ **EPD process certification* with a pre-verified LCA/EPD tool** ☐ **Fully pre-verified EPD tool** *EPD process certification involves an accredited certification body certifying and periodically auditing the EPD process and conducting external and independent verification of EPDs that are regularly published. More information can be found in the General Programme Instructions on www.envrondec.com.
Procedure for follow-up of data during EPD validity involves third party verifier: ☒ Yes ☐ No

The EPD owner has the sole ownership, liability, and responsibility for the EPD.

EPDs within the same product category but published in different EPD programmes, may not be comparable. For two EPDs to be comparable, they shall be based on the same PCR (including the same first-digit version number) or be based on fully aligned PCRs or versions of PCRs; cover products with identical functions, technical performances and use (e.g. identical declared/functional units); have identical scope in terms of included life-cycle stages (unless the excluded life-cycle stage is demonstrated to be insignificant); apply identical impact assessment methods (including the same version of characterisation factors); and be valid at the time of comparison.
For further information about comparability, see EN 15804 and ISO 14025.

This EPD is a specific EPD, Cradle-to-grave with module D.

INFORMATION ABOUT EPD OWNER

Owner of the EPD: Tarkett

Address: Tarkett La Défense, 1 Terrasse Bellini 92400 Paris

Contact: Perla Boumendil , perla.boumendil@tarkett.com

Address and contact information of the LCA practitioner commissioned by the EPD owner, if applicable: Perla Boumendil , perla.boumendil@tarkett.com Tarkett La Défense, 1 Terrasse Bellini 92400 Paris

Description of the organisation:

With international coverage and a wide range of products, Tarkett has over 130 years of experience in providing integrated solutions for floorings to professionals and end users.
Many of the most important architectural firms in the world and building professionals have chosen Tarkett for the value of its products and for its consultation and service abilities. Therefore, Tarkett floorings and sport surfaces are present in several prestigious architectural reference points. Tarkett offers integrated solutions for flooring, able to meet the particular needs of customers. Our wide range of designs, colors and models provides an infinite series of possibilities, contributing to create a positive environment and a better quality of life for people.
Tarkett operates with the utmost respect for the environment towards the realization of eco-friendly products.
Tarkett's commitment to the environment is woven throughout its business. Cradle-to-Cradle principles are, in fact, the basis of the design and production of every solution. Particularly, the lifecycle analysis is used to continuously improve the production process, and so the products until their use stage, disposal, and recycling. The commitment to the environment is also proven by the accession to the Circular Economy 100 program, where Tarkett group, with a network of companies, is working to develop a circular economy model based on the reuse of materials and preservation of natural resources. The development of products that can be reused within internal production cycles, or external ones in case of other individuals, has been an integral part of the business strategy aimed at sustainability for many years. The WCM (World Class Manufacturing) management system has been developed in 2009, and it includes the environmental pillar aimed to the elimination of losses and to the growth of process efficiency.

Product-related or management system-related certifications: ISO 9001, ISO 14001, ISO 50001, WCM manufacturing site.

PRODUCT INFORMATION

Product name: Acczent Essential 72/80 Glue Down, Acczent Essential 72/80 Loose Lay

Product identification: Polyvinyl chloride floor coverings with foam layer (EN ISO 11638)

Visual representation (e.g., an image) of the product

Figure 1 : Acczent Essential 72



Figure 2 : Acczent Essential 80

UN CPC code: 36910 APE/NAF – 1622Z

Product description: Acczent Essential are heterogeneous compact resilient floor covering developed by Tarkett. The service lifetime recommended by Tarkett is 25 years.

Name and location of production site(s): Sedan, France

Range of application: The product is classified in accordance with ISO 11638 and in reference to the FCSS (Floor Covering Standard Symbols) to be installed in various areas of application, such as: healthcare, education, commercial. The area of use according to the ISO 10874 is heavy (33) for commercial classification.

CONTENT DECLARATION

Products Name	Thickness (mm)	Weight (kg/m^2)	Recycled content (pre and post-consumer)	Representative product
Acczent Essential 72	2.15E+00	2.75E+00	25-27%	Average Acczent Essential
Acczent Essential 80	2.15E+00	2.75E+00	25-27%	
Average Acczent Essential	2.15E+00	2.75E+00	25-27%	

According to PCR 2019:14 version 2.0.1, several products can be included in the same EPD and variations above 10% are allowed. The variation of each impact indicator results for which the variation is above 10% is declared in page 19. The products included are similar in terms of thickness and structure, which justifies the declaration of an average product. The results of this EPDs are based on an average product, weighted by sales that we will refer to as Average Acczent Essential.

The components for Average Acczent Essential are detailed below :

Product content	Mass, kg/m²	Post-consumer recycled material, mass-% of product	Biogenic material, mass-% of product	Biogenic material, kg C/m²
PVC	9.31E-01	0%	0%	0%
Plasticizers	3.94E-01	0%	0%	0%
Epoxidised soya bean oil	1.59E-02	0%	0.42%	1.14E-02
Mineral fillers	3.28E-01	0%	0%	0%
Stabilizer	1.86E-02	0%	0%	0%
Pigments	2.00E-02	0%	0%	0%
Surface Treatment	2.27E-02	0%	0%	0%
Additives	1.03E-02	0%	0%	0%
Titanium dioxide	1.96E-02	0%	0%	0%
Calendered Underlay	9.90E-01	<1%	0%	0%
TOTAL	2.75E+00	<1%	0.42%	1.14E-02

Packaging materials	Mass, kg	Mass-% (versus the product)	Biogenic material, kg C/m²
Foil Paper	8.90E-03	0.32%	2.73E-03
Cardboard	1.64E-02	0.60%	5.05E-03
Disc	1.70E-03	0.06%	0
Plug	1.70E-03	0.06%	0
TOTAL	2.87E-02	1.04%	7.78E-03

1 kg biogenic carbon in the product/packaging is equivalent to the uptake of 44/12 kg of CO_2.
The product does not contain any substances from the 'Candidate List of Substances of Very High Concern (SVHC) subject to authorization' under the REACH regulation

LCA INFORMATION

Functional unit 1m² of floor covering with a reference service life (RSL) of 1 year, for specified characteristics application and use areas according to ISO 10582 and EN ISO 10874.

Conversion factor to mass : 0.36 m^2/kg

Reference service life: 1 year

Time representativeness: 2025

Geographical scope: Modules A1-A5 as well as the use (module B) and end-of-life (module C) have been modelled to represent European technology and process coverage.

Database(s) and LCA software used: Ecoinvent 3.11, SimaPro 9.10

Characterization factor : GWP100, EN 15804. Version: EF 3.1, February 2023

Description of system boundaries: Cradle-to-grave and module D

Expected product lifetime : 25 years

Cut-off rules : The cut-off criteria used for this study follow the guidelines set out in the PCR which conform to the EN 15804-A2, as following:

- All inputs and outputs to a (unit) process are included in the calculation where the data is available.
- A maximum of 1% of the total mass per unit process may be omitted.
- A maximum of 1% of the total renewable and non-renewable energy for a unit process may be omitted.
- A maximum of 5% of the total energy usage and mass per module may be omitted.

All input and output flows have been considered, including raw materials as per the product composition provided by the manufacturer and packaging of raw materials as well as the final product.
Energy and water consumptions have also been considered at 100% according to the data provided.

Allocations:

Allocation was applied in accordance with the requirements of EN 15804 and ISO 14044. Here is the list of allocations made:

Raw materials: Raw material inputs are directly measured per product formulation. No allocation was needed for raw material use, as each recipe is specific to the product.

Energy and water consumption: Site-specific consumption data were measured at factory level for one year, 2024. These totals were divided by the annual production output (m²/year) to allocate energy and water use to the declared unit

Manufacturing waste: Internal recycling of production waste (post-manufacturing scrap collected and recycled before reintroduction into the process)) remains within the system boundary and was not subject to allocation. External waste streams were allocated proportionally to the production volume.

Other flows: Emissions and auxiliary inputs directly measured per unit of production were assigned without allocation.

No economic allocation was applied, since the factory produces only products of the same category, heterogeneous PVC flooring, without co-products.

This physical allocation approach ensures a consistent distribution of energy, water, and waste flows to the functional unit.

Process flow diagram:

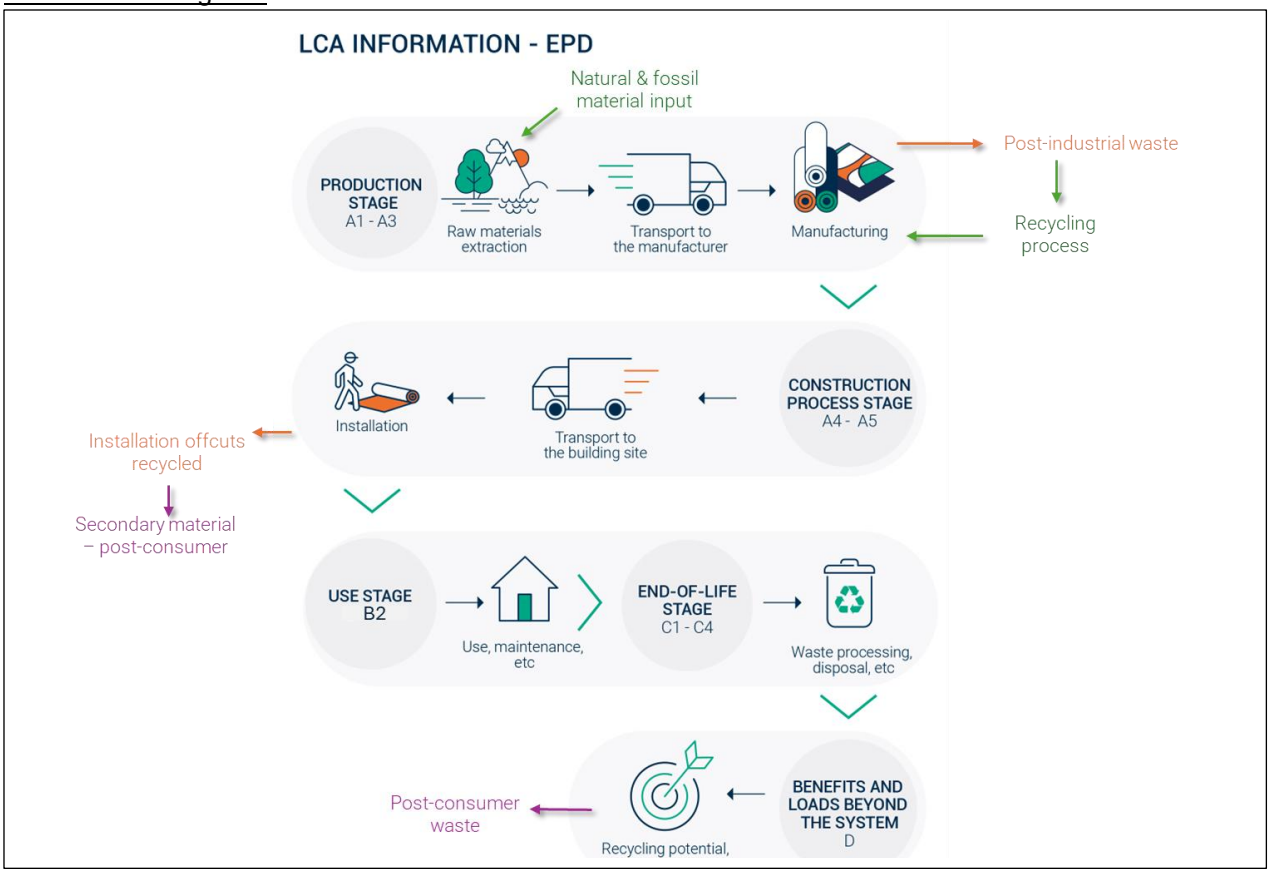

More information:

The results of this EPD are based on an average product weighted by sales.

Summary of the data quality assessment

A data quality assessment has been carried out in line with requirements of PCR in Section 4.6.4. Primary activity data is collected for the product raw material, energy consumption and transport of raw materials to the manufacturing site.
The data has been collected by EPD owner on an entire year of production, the year 2025. The generic data is based on database Ecoinvent v3.11.
The data is representative of modular heterogeneous loose-lay polyvinyl floor covering in Europe. Primary data reflects production processes in French and Luxembourgish manufacturing sites.
The technology of heterogeneous glued-down polyvinyl flooring with enhance slip resistance is accurately represented in this EPD for French manufacturing sites.

The relevant life cycle stages are included, A1-A3 are based on data collected from the manufacturer, and modules A4-C are declared based on generic transport and end-of-life scenarios. Module D is declared.
The same modeling principles, cut-off criteria, and allocation rules were applied throughout the study. All data were processed using the same LCA software and conform to EN 15804+A2 and ISO 14040/14044 standards.
The total share of primary data contributing to the declared GWP-GHG results of modules A1-A3) is 26%.

Processes contributing to more than 10% of the GWP-GHG results of module A1-A3 :

Process	Source type	Source	Reference year	Data category	Share of the GWP-GHG of A1-A3	Share of the primary data
Product raw materials	Collected data, database	EPD owner, Ecoinvent v3.9.1	2025	Secondary data	67%	0%
Natural Gas consumption	Collected data	EPD owner	2025	Primary data	19%	19%
Other processes	Database	EPD owner, Ecoinvent v.3.9.1	2025	Secondary data	14%	7%

The database used to model processes in modules A4-C that contributes more than 10% to the GWP-GHG over all included life-cycle stages is Ecoinvent version 3.11.

DATA QUALITY

Modules declared, geographical scope, share of specific data (in GWP-GHG results) and data variation (in GWP-GHG results):

	Product stage			Construction process stage		Use stage							End of life stage				Resource recovery stage
	Raw material supply	Transport	Manufacturing	Transport	Construction installation	Use	Maintenance	Repair	Replacement	Refurbishment	Operational energy use	Operational water use	De-construction demolition	Transport	Waste processing	Disposal	Reuse-Recovery-Recycling-potential
Module	**A1**	**A2**	**A3**	**A4**	**A5**	**B1**	**B2**	**B3**	**B4**	**B5**	**B6**	**B7**	**C1**	**C2**	**C3**	**C4**	**D**
Modules declared	X	X	X	X	X	X	X	X	X	X	X	X	X	X	X	X	X
Geography	EU	EU	FR, LU	EU	EU	EU	EU	EU	EU	EU	EU	EU	EU	EU	EU	EU	EU
Specific data used	26%					-	-	-	-	-	-	-	-	-	-	-	-
Variation – products	0%					-	-	-	-	-	-	-	-	-	-	-	-
Variation – sites	0%					-	-	-	-	-	-	-	-	-	-	-	-

The share of primary data is calculated based on GWP-GHG results. It is a simplified indicator for data quality that supports the use of more primary data, to increase the representativeness of and comparability between EPDs. Note that the indicator does not capture all relevant aspects of data quality and is not comparable across product categories.

PRODUCT MANUFACTURING

Production process

The following figures show the production process of heterogeneous flooring :

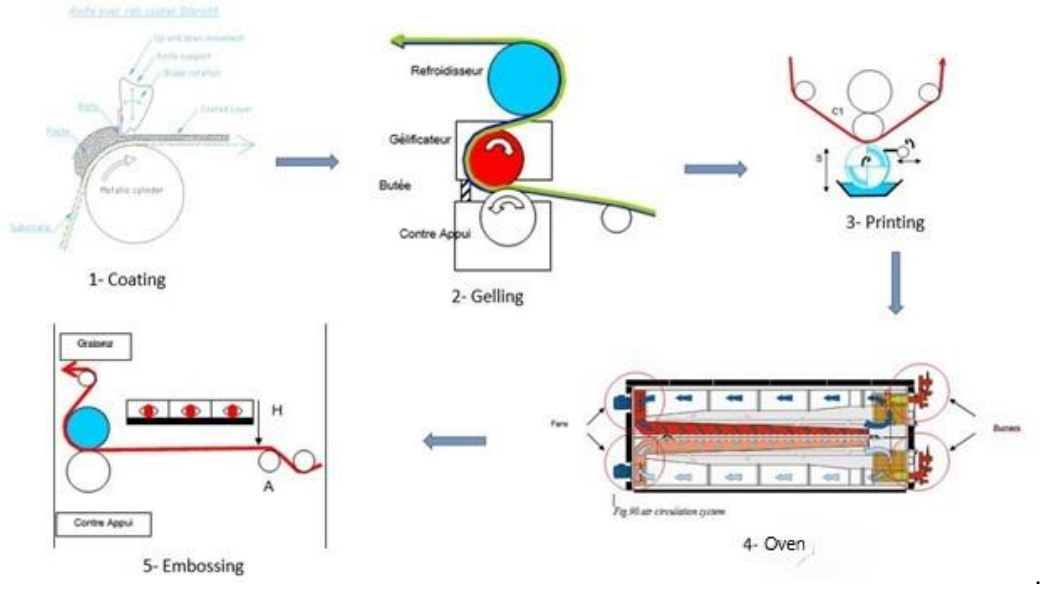

Production waste

Waste type	Amount	Unit
Hazardous waste to incineration - no energy recovery	6.38E-02	kg/m²
Non-hazardous waste to incineration - energy recovery	1.06E-02	kg/m²
Hazardous waste to external recycling	5.58E-02	kg/m²
Non-hazardous waste to external recycling	8.26E-01	kg/m²

NB: Post manufacturing recycling concerns the recycling of the losses inside the production plant. Therefore, there is no end-of-life impact on losses (except the recycling preparation).

Electricity climate impact

Plant	Ecoinvent Module	$kgCO^2eq/kWh$
Sedan	Electricity, medium voltage {FR}| electricity, medium voltage, residual mix | Cut-off, U	7.97E-02

Health, safety and environmental aspects during production

Average Acczent Essential production site complies with the ISO 14001 Environmental Management System and the ISO 9001 Quality Management System.

Delivery and installation

Delivery

The average distribution distance between the factory and the installation site is 337 km. It has been calculated considering the average distance between European countries where Tarkett is selling Average Acczent Essential and the factory plant in Sedan (France). The distribution is made by truck.

Scenario information	Unit
Fuel type	Diesel
Liters of fuel	33 l/100km
Vehicle type	16-32 metric ton EURO 4 – 20% 16-32 metric ton EURO 5 – 60% 16-32 metric ton EURO 6 – 20%
Distance	3.37E+02 km
Capacity utilization (including empty runs, mass based gross density of products transported)	50%
Bulk density of transported products	1.38E+03 kg/m3
Volume capacity utilization factor (factor: =1 or <1 or >1 for compressed or nested packaged products)	1

Installation

The different parts of the flooring are cut to fit the surface to be covered, and they are arranged together so that they can fit perfectly between them on the floor. The different parts of the flooring are glued to the subfloor then they are welded together. The consumables used are in the table below :

Description	Ecoinvent module	Amount	Unit
Electricity consumption	Electricity, medium voltage {Europe without Switzerland} | market group for | Cut-off, U	4.00E-02	kWh/m²
Acrylic glue consumption	-	2.50E-01	kg/m²

Waste

During the installation approximately 10% of the flooring is lost as off-cuts. All flooring losses are sent to recycling. Thanks to the ReStart program. Tarkett offers to all its customer flooring installers a free take-back system for installation off-cuts including equipment, logistics and recycling. This analysis therefore considers a recycling scenario of the offcut.

Packaging

For all materials, 50 % of the packaging materials goes to incineration with energy recovery and 50 % goes to landfill. A distance of 130km to the incineration center and 80 km to the landfill has been considered (according to PCR 2019:14 v.2.0.1).. The transport is made by truck. Trucks are 16-32 ton lorry (EURO 5).

Scenario information	Quantity	Treatment

Installation waste packaging cardboard	50%	Landfill
	50%	Incineration (energy recovery)
Installation waste packaging Foil paper	50%	Landfill
	50%	Incineration (energy recovery)
Installation waste packaging Disc	50%	Landfill
	50%	Incineration (energy recovery)
Installation waste packaging Plug	50%	Landfill
	50%	Incineration (energy recovery)
Transport to landfill	80 km	/
Transport to incineration	130 km	/

USE STAGE

Refence Service life (RSL)

For this product, the stated RSL is 1 year. It should be noted, however, that the service life of compact heterogeneous (poly)vinyl flooring may vary depending on the amount and nature of floor traffic and the type and frequency of maintenance. The manufacturer has provided this service life based on his experience of flooring manufacture and supply. This RSL is applicable if the product use complies with that defined by ISO 14041 and ISO10874 in accordance with the product's classification. **The service lifetime recommended by Tarkett is 25 years**.

Cleaning and maintenance

The maintenance step concerns the cleaning of the floor. Tarkett has provided the recommended maintenance routine for the product throughout the reference life. Water, detergent and electricity consumption of the cleaning machine are considered in the LCA study:

- Common maintenance: 2 cleaning / week
- Periodic maintenance: once a week
- Exceptionnal maintenance : 4 times a year

Description	Ecoinvent module	Amount	Unit
Electricity consumption	Electricity, medium voltage {Europe without Switzerland} | market group for | Cut-off, U	2.40E-01	kWh/year/m2
Water consumption	-	8.03E+00	m3/year/m2
Detergent consumption	-	1.20E-02	L/year/m2

Prevention of structural damage

To avoid excessive wear, usage should be restricted to the stated areas of application as outlined by the norm ISO 10874.

END OF LIFE

Environmental impacts of landfilling are presented in module C. Tarkett also modeled an alternative scenario, incineration. The results can be found on page 15.

Landfilling /L
Landfilling waste is still a prominent waste management scenario. This option is however not recommended by Tarkett. Environmental impacts of landfilling are presented as additional information in module C/L. The transport between construction site and waste treatment facility is by truck, with an estimated distance of 80 km.

Incineration with energy recovery /I
Incineration with energy recovery is a rising waste management method in many of the countries in which Average Acczent Essential is sold. While Tarkett wishes to recycle 100% of the products sold, incineration with energy recovery is an alternative option if recycling is impossible. Environmental impacts of incineration with energy recovery are presented as additional information in module C/I. The transport between construction site and waste treatment facility is by truck, with an estimated distance of 130 km.

The transport mode for all end-of-life is described as follows :

Scenario information	Unit
Fuel type	Diesel
Liters of fuel	33 l/100km
Vehicle type	16-32 metric ton EURO 5
Capacity utilization (including empty runs, mass based gross density of products transported)	50%
Bulk density of transported products	1.38E+03 kg/m3
Volume capacity utilization factor (factor: =1 or <1 or >1 for compressed or nested packaged products)	1

BENEFITS AND LOADS BEYOND SYSTEM BOUNDARIES

Landfilling /L
Benefits accounted in this scenario exclusively come from installation offcuts recycling and are presented as additional information in module D/L.

Incineration with energy recovery /I
Benefits from installation offcuts recycling and incineration energy recovery are calculated as additional information in module D/I.

LCA INTERPRETATION

The results represent the cradle-to-grave environmental performance of 1m2 of installed heterogenous glued-down safety polyvinyl flooring products for 1 year. The environmental impact of Average Acczent Essential should be considered over the whole life cycle and beyond, including module A-D. The main contributor to the GWP total is the production phase (A1-A3). The raw materials, especially PVC and plasticizers, as well as the natural gaz consumption are the most impactful processes. The impact of transport distance of raw material (A2) is moderate. To decrease the GWP total of Average Acczent Essential, decision makers need to focus energy efficiency and renewable electricity during manufacturing as well as looking for lower impact raw materials. This could include using recycled materials or supplying raw materials nearer to the factory.

ENVIRONMENTAL PERFORMANCE

LCA results of the product(s) - main environmental performance result in case of landfilling

Mandatory impact category indicators according to EN 15804

Results per functional or declared unit of Landfill – Average Acczent Essential																
Indicator	**Unit**	**A1-A3**	**A4**	**A5**	**B1**	**B2**	**B3**	**B4**	**B5**	**B6**	**B7**	**C1**	**C2**	**C3**	**C4**	**D**
GWP-total	kg CO_2 eq.	4.96E+00	1.77E-01	1.02E+00	0.00E+00	2.23E-01	0.00E+00	0.00E+00	0.00E+00	0.00E+00	0.00E+00	0.00E+00	4.57E-02	0.00E+00	2.46E-01	-2.23E-01
GWP-fossil	kg CO_2 eq.	5.01E+00	1.77E-01	9.73E-01	0.00E+00	2.12E-01	0.00E+00	0.00E+00	0.00E+00	0.00E+00	0.00E+00	0.00E+00	4.57E-02	0.00E+00	2.07E-01	-2.24E-01
GWP-biogenic	kg CO_2 eq.	-6.75E-02	3.75E-05	4.48E-02	0.00E+00	1.01E-03	0.00E+00	0.00E+00	0.00E+00	0.00E+00	0.00E+00	0.00E+00	9.62E-06	0.00E+00	3.86E-02	2.70E-03
GWP-luluc	kg CO_2 eq.	2.58E-02	5.90E-05	2.88E-03	0.00E+00	9.57E-03	0.00E+00	0.00E+00	0.00E+00	0.00E+00	0.00E+00	0.00E+00	1.51E-05	0.00E+00	7.07E-06	-1.77E-03
ODP	kg CFC 11 eq.	1.89E-06	3.87E-09	2.02E-07	0.00E+00	4.90E-09	0.00E+00	0.00E+00	0.00E+00	0.00E+00	0.00E+00	0.00E+00	9.96E-10	0.00E+00	9.22E-10	-1.28E-07
AP	mol H^+ eq.	2.82E-02	5.63E-04	4.54E-03	0.00E+00	1.23E-03	0.00E+00	0.00E+00	0.00E+00	0.00E+00	0.00E+00	0.00E+00	1.47E-04	0.00E+00	2.06E-04	-1.79E-03
EP-freshwater	kg P eq.	7.60E-04	1.30E-06	8.86E-05	0.00E+00	2.33E-05	0.00E+00	0.00E+00	0.00E+00	0.00E+00	0.00E+00	0.00E+00	3.34E-07	0.00E+00	2.53E-07	-5.17E-05
EP-marine	kg N eq.	6.56E-03	1.86E-04	9.64E-04	0.00E+00	6.22E-04	0.00E+00	0.00E+00	0.00E+00	0.00E+00	0.00E+00	0.00E+00	4.88E-05	0.00E+00	1.39E-04	-4.09E-04
EP-terrestrial	mol N eq.	3.52E-02	2.04E-03	6.83E-03	0.00E+00	2.67E-03	0.00E+00	0.00E+00	0.00E+00	0.00E+00	0.00E+00	0.00E+00	5.37E-04	0.00E+00	9.15E-04	-1.95E-03
POCP	kg NMVOC eq.	1.90E-02	8.53E-04	3.78E-03	0.00E+00	7.91E-04	0.00E+00	0.00E+00	0.00E+00	0.00E+00	0.00E+00	0.00E+00	2.22E-04	0.00E+00	3.75E-04	-1.09E-03
ADP-minerals&metals*	kg Sb eq.	7.07E-05	6.16E-07	1.19E-05	0.00E+00	1.62E-06	0.00E+00	0.00E+00	0.00E+00	0.00E+00	0.00E+00	0.00E+00	1.58E-07	0.00E+00	6.61E-08	-4.53E-06
ADP-fossil*	MJ	1.44E+02	2.52E+00	2.39E+01	0.00E+00	4.54E+00	0.00E+00	0.00E+00	0.00E+00	0.00E+00	0.00E+00	0.00E+00	6.47E-01	0.00E+00	7.09E-01	-6.93E+00
WDP*	m^3	3.48E+00	9.94E-03	5.58E-01	0.00E+00	8.92E-02	0.00E+00	0.00E+00	0.00E+00	0.00E+00	0.00E+00	0.00E+00	2.55E-03	0.00E+00	-1.55E-02	-2.29E-01
Acronyms	GWP-fossil = Global Warming Potential fossil fuels; GWP-biogenic = Global Warming Potential biogenic; GWP-luluc = Global Warming Potential land use and land use change; ODP = Depletion potential of the stratospheric ozone layer; AP = Acidification potential, Accumulated Exceedance; EP-freshwater = Eutrophication potential, fraction of nutrients reaching freshwater end compartment; EP-marine = Eutrophication potential, fraction of nutrients reaching marine end compartment; EP-terrestrial = Eutrophication potential, Accumulated Exceedance; POCP = Formation potential of tropospheric ozone; ADP-minerals&metals = Abiotic depletion potential for non-fossil resources; ADP-fossil = Abiotic depletion for fossil resources potential; WDP = Water (user) deprivation potential, deprivation-weighted water consumption															

** Disclaimer:*
The estimated impact results are only relative statements, which do not indicate the endpoints of the impact categories, exceeding threshold values, safety margins and/or risks.
If the EPD covers the end-of-life stage. The results of the end-of-life stage (modules C1-C4) should be considered when using the results of the product stage (modules A1-A3).

Additional mandatory and voluntary impact category indicators

Results per functional or declared unit of Landfill – Average Acczent Essential																
Indicator	**Unit**	**A1-A3**	**A4**	**A5**	**B1**	**B2**	**B3**	**B4**	**B5**	**B6**	**B7**	**C1**	**C2**	**C3**	**C4**	**D**
GWP-GHG[1]	kg CO_2 eq.	5.03E+00	1.77E-01	9.76E-01	0.00E+00	2.22E-01	0.00E+00	0.00E+00	0.00E+00	0.00E+00	0.00E+00	0.00E+00	4.57E-02	0.00E+00	2.07E-01	-2.26E-01

Resource use indicators

Results per functional or declared unit of Landfill – Average Acczent Essential																
Indicator	**Unit**	**A1-A3**	**A4**	**A5**	**B1**	**B2**	**B3**	**B4**	**B5**	**B6**	**B7**	**C1**	**C2**	**C3**	**C4**	**D**
PERE	MJ	1.60E+01	4.11E-02	2.91E+00	0.00E+00	1.22E+00	0.00E+00	0.00E+00	0.00E+00	0.00E+00	0.00E+00	0.00E+00	1.05E-02	0.00E+00	1.85E-02	3.68E-02
PERM	MJ	2.98E+00	0.00E+00	2.98E-01	0.00E+00	1.80E-01	0.00E+00	0.00E+00	0.00E+00	0.00E+00	0.00E+00	0.00E+00	0.00E+00	0.00E+00	-2.64E+00	-1.84E-01
PERT	MJ	1.90E+01	4.11E-02	3.20E+00	0.00E+00	1.40E+00	0.00E+00	0.00E+00	0.00E+00	0.00E+00	0.00E+00	0.00E+00	1.05E-02	0.00E+00	-2.62E+00	-1.47E-01
PENRE	MJ	9.82E+01	2.52E+00	1.93E+01	0.00E+00	4.53E+00	0.00E+00	0.00E+00	0.00E+00	0.00E+00	0.00E+00	0.00E+00	6.47E-01	0.00E+00	7.09E-01	-3.71E+00
PENRM	MJ	4.89E+01	0.00E+00	4.89E+00	0.00E+00	1.01E+00	0.00E+00	0.00E+00	0.00E+00	0.00E+00	0.00E+00	0.00E+00	0.00E+00	0.00E+00	-4.87E+01	-3.40E+00
PENRT	MJ	1.47E+02	2.52E+00	2.42E+01	0.00E+00	5.54E+00	0.00E+00	0.00E+00	0.00E+00	0.00E+00	0.00E+00	0.00E+00	6.47E-01	0.00E+00	-4.80E+01	-7.12E+00
SM	kg	5.54E-01	0.00E+00	5.54E-02	0.00E+00	0.00E+00	0.00E+00	0.00E+00	0.00E+00	0.00E+00	0.00E+00	0.00E+00	0.00E+00	0.00E+00	0.00E+00	-3.87E-02
RSF	MJ	0.00E+00	0.00E+00	0.00E+00	0.00E+00	0.00E+00	0.00E+00	0.00E+00	0.00E+00	0.00E+00	0.00E+00	0.00E+00	0.00E+00	0.00E+00	0.00E+00	0.00E+00
NRSF	MJ	0.00E+00	0.00E+00	0.00E+00	0.00E+00	0.00E+00	0.00E+00	0.00E+00	0.00E+00	0.00E+00	0.00E+00	0.00E+00	0.00E+00	0.00E+00	0.00E+00	0.00E+00
FW	m^3	9.19E-02	3.15E-04	1.43E-02	0.00E+00	3.32E-03	0.00E+00	0.00E+00	0.00E+00	0.00E+00	0.00E+00	0.00E+00	8.08E-05	0.00E+00	-1.35E-02	-5.77E-03
Acronyms	PERE = Use of renewable primary energy excluding renewable primary energy resources used as raw materials; PERM = Use of renewable primary energy resources used as raw materials; PERT = Total use of renewable primary energy resources; PENRE = Use of non-renewable primary energy excluding non-renewable primary energy resources used as raw materials; PENRM = Use of non-renewable primary energy resources used as raw materials; PENRT = Total use of non-renewable primary energy re-sources; SM = Use of secondary material; RSF = Use of renewable secondary fuels; NRSF = Use of non-renewable secondary fuels; FW = Use of net fresh water															

[1] This indicator accounts for all greenhouse gases except biogenic carbon dioxide uptake and emissions and biogenic carbon stored in the product. As such, the indicator is identical to GWP-total except that the CF for biogenic CO_2 is set to zero.

Waste indicators

Results per functional or declared unit of Landfill – Average Acczent Essential																
Indicator	**Unit**	**A1-A3**	**A4**	**A5**	**B1**	**B2**	**B3**	**B4**	**B5**	**B6**	**B7**	**C1**	**C2**	**C3**	**C4**	**D**
Hazardous waste disposed	kg	1.28E-01	7.77E-05	1.35E-02	0.00E+00	2.85E-04	0.00E+00	0.00E+00	0.00E+00	0.00E+00	0.00E+00	0.00E+00	2.00E-05	0.00E+00	7.04E-05	-6.87E-03
Non-hazardous waste disposed	kg	1.97E+00	1.49E-01	4.63E-01	0.00E+00	1.13E-01	0.00E+00	0.00E+00	0.00E+00	0.00E+00	0.00E+00	0.00E+00	3.81E-02	0.00E+00	3.01E+00	-1.07E-01
Radioactive waste disposed	kg	3.78E-04	7.42E-07	4.93E-05	0.00E+00	1.66E-05	0.00E+00	0.00E+00	0.00E+00	0.00E+00	0.00E+00	0.00E+00	1.90E-07	0.00E+00	2.61E-07	-5.74E-06

Output flow indicators

Results per functional or declared unit of Landfill – Average Acczent Essential																
Indicator	**Unit**	**A1-A3**	**A4**	**A5**	**B1**	**B2**	**B3**	**B4**	**B5**	**B6**	**B7**	**C1**	**C2**	**C3**	**C4**	**D**
Components for re-use	kg	0.00E+00	0.00E+00	0.00E+00	0.00E+00	0.00E+00	0.00E+00	0.00E+00	0.00E+00	0.00E+00	0.00E+00	0.00E+00	0.00E+00	0.00E+00	0.00E+00	0.00E+00
Material for recycling	kg	1.59E+00	0.00E+00	4.06E-01	0.00E+00	0.00E+00	0.00E+00	0.00E+00	0.00E+00	0.00E+00	0.00E+00	0.00E+00	0.00E+00	0.00E+00	0.00E+00	0.00E+00
Materials for energy recovery	kg	0.00E+00	0.00E+00	0.00E+00	0.00E+00	0.00E+00	0.00E+00	0.00E+00	0.00E+00	0.00E+00	0.00E+00	0.00E+00	0.00E+00	0.00E+00	0.00E+00	0.00E+00
Exported energy, electricity	MJ	0.00E+00	0.00E+00	0.00E+00	0.00E+00	0.00E+00	0.00E+00	0.00E+00	0.00E+00	0.00E+00	0.00E+00	0.00E+00	0.00E+00	0.00E+00	0.00E+00	0.00E+00
Exported energy, thermal	MJ	0.00E+00	0.00E+00	0.00E+00	0.00E+00	0.00E+00	0.00E+00	0.00E+00	0.00E+00	0.00E+00	0.00E+00	0.00E+00	0.00E+00	0.00E+00	0.00E+00	0.00E+00

Additional LCA results (other environmental performance results) of the product- Potential impacts and flows of incineration

Results per functional or declared unit in case of incineration – Average Acczent Essential						
Indicator	Unit	C1/I	C2/I	C3/I	C4/I	D/I
GWP-total	kg CO_2 eq.	0.00E+00	7.42E-02	0.00E+00	5.79E+00	-2.71E+00
GWP-Fossil	kg CO_2 eq.	0.00E+00	7.42E-02	0.00E+00	5.74E+00	-2.70E+00
GWP- biogenic	kg CO_2 eq.	0.00E+00	1.56E-05	0.00E+00	4.75E-02	-4.01E-04
GWP- Luluc	kg CO_2 eq.	0.00E+00	2.46E-05	0.00E+00	6.36E-04	-4.03E-03
ODP	kg CFC 11 eq.	0.00E+00	1.62E-09	0.00E+00	4.81E-08	-2.74E-07
AP	mol H^+ eq.	0.00E+00	2.38E-04	0.00E+00	4.55E-03	-1.09E-02
EP-freshwater	kg P eq	0.00E+00	5.43E-07	0.00E+00	2.13E-05	-1.57E-04
EP-marine	kg N eq.	0.00E+00	7.93E-05	0.00E+00	1.14E-03	-1.80E-03
EP-terrestrial	mol N eq.	0.00E+00	8.72E-04	0.00E+00	1.25E-02	-1.71E-02
POCP	kg NMVOC eq.	0.00E+00	3.61E-04	0.00E+00	3.94E-03	-6.95E-03
ADP-minerals&metals*	kg Sb eq.	0.00E+00	2.56E-07	0.00E+00	9.90E-06	-8.55E-06
ADP-Fossil*	MJ	0.00E+00	1.05E+00	0.00E+00	9.78E+00	-4.81E+01
WDP	m^3	0.00E+00	4.14E-03	0.00E+00	5.19E+00	-4.79E-01

Results per functional or declared unit in case of incineration – Average Acczent Essential						
Indicator	Unit	C1/I	C2/I	C3/I	C4/I	D/I
PERE	MJ	0.00E+00	1.71E-02	0.00E+00	8.57E-01	-3.13E+00
PERM	MJ	0.00E+00	0.00E+00	0.00E+00	-2.64E+00	0.00E+00
PERT	MJ	0.00E+00	1.71E-02	0.00E+00	-1.78E+00	-3.13E+00
PENRE	MJ	0.00E+00	1.05E+00	0.00E+00	9.76E+00	-4.38E+01
PENRM	MJ.	0.00E+00	0.00E+00	0.00E+00	-4.87E+01	0.00E+00
PENRT	MJ	0.00E+00	1.05E+00	0.00E+00	-3.90E+01	-4.38E+01
SM	kg	0.00E+00	0.00E+00	0.00E+00	0.00E+00	1.98E-01
RSF	MJ	0.00E+00	0.00E+00	0.00E+00	0.00E+00	0.00E+00
NRSF	MJ	0.00E+00	0.00E+00	0.00E+00	0.00E+00	0.00E+00
FW	m^3	0.00E+00	1.31E-04	0.00E+00	1.80E-01	-2.01E-02

Results per functional or declared unit in case of incineration – Average Acczent Essential						
Indicator	Unit	C1/I	C2/I	C3/I	C4/I	D/I
Hazardous waste disposed	kg	0.00E+00	3.24E-05	0.00E+00	8.16E-01	-2.22E-02
Non-hazardous waste disposed	kg	0.00E+00	6.19E-02	0.00E+00	1.60E+00	-5.33E-01
Radioactive waste disposed	kg	0.00E+00	3.09E-07	0.00E+00	1.36E-05	-1.12E-04

Results per functional or declared unit in case of incineration – Average Acczent Essential						
Indicator	Unit	C1/I	C2/I	C3/I	C4/I	D/I
Components for re-use	kg	0.00E+00	0.00E+00	0.00E+00	0.00E+00	0.00E+00
Material for recycling	kg	0.00E+00	0.00E+00	0.00E+00	0.00E+00	0.00E+00
Materials for energy recovery	kg	0.00E+00	0.00E+00	0.00E+00	0.00E+00	0.00E+00
Exported energy, electricity	MJ	0.00E+00	0.00E+00	0.00E+00	2.73E+00	0.00E+00
Exported energy, thermal	MJ	0.00E+00	0.00E+00	0.00E+00	8.04E+00	0.00E+00

Additional LCA results (other environmental performance results) of the product(s)

For EPD of multiple products, if the EPD does not claim compliance with ISO 21930, variations above 10% are allowed. The below table shows the variation of each impact indicator results for which the variation is above 10%. These variations are due to slightly different weights and thickness particles in different products.

LCA result of one declared unit product (A-C)	Unit	Max	Average Acczent Essential	Min
Land use	mol H+ eq	8.48E+01	8.01E+01	7.54E+01

ABBREVIATIONS

Abbreviation	Definition
General Abbreviations	
EN	European Norm (Standard)
EPD	Environmental Product Declaration
EF	Environmental Footprint
GPI	General Programme Instructions
ISO	International Organization for Standardization
LCA	Life Cycle Assessment
PCR	Product Category Rules
c-PCR	Complementary Product Category Rules
CEN	European Committee for Standardization
CLC	Co-location centre
CPC	Central product classification
GHS	Globally harmonized system of classification and labelling of chemicals
GRI	Global Reporting Initiative
Environmental Impact Indicators (EN 15804)	
GHG	Greenhouse gas
GWP	Global Warming Potential (kg CO_2 eq.)
GWP-fossil	Global Warming Potential from fossil sources (kg CO_2 eq.)
GWP-biogenic	Global Warming Potential from biogenic sources (kg CO_2 eq.)
GWP-luluc	Global Warming Potential from land use and land use change (kg CO_2 eq.)
GWP-total	Total Global Warming Potential (kg CO_2 eq.)
GWP-GHG	Global Warming Potential for greenhouse gases (kg CO_2 eq.)
ODP	Ozone Depletion Potential (kg CFC-11 eq.)
AP	Acidification Potential (mol H^+ eq.)
EP	Eutrophication Potential
EP-freshwater	Freshwater eutrophication potential (kg P eq.)
EP-marine	Marine eutrophication potential (kg N eq.)
EP-terrestrial	Terrestrial eutrophication potential (mol N eq.)
POCP	Photochemical Ozone Creation Potential (kg NMVOC eq.)
ADP	Abiotic Depletion Potential
ADP-minerals&metals	Abiotic depletion potential for non-fossil resources (kg Sb eq.)
ADP-fossil	Abiotic depletion potential for fossil resources (MJ)
WDP	Water Deprivation Potential (m^3)
Resource Use Indicators	
PERE	Use of renewable primary energy excluding renewable primary energy resources used as raw materials (MJ)
PERM	Use of renewable primary energy resources used as raw materials (MJ)
PERT	Total use of renewable primary energy resources (MJ)

PENRE	Use of non-renewable primary energy excluding non-renewable primary energy resources used as raw materials (MJ)
PENRM	Use of non-renewable primary energy resources used as raw materials (MJ)
PENRT	Total use of non-renewable primary energy resources (MJ)
SM	Use of secondary material (kg)
RSF	Use of renewable secondary fuels (MJ)
NRSF	Use of non-renewable secondary fuels (MJ)
FW	Use of net fresh water (m^3)
Waste Indicators	
HW	Hazardous Waste (disposed) (kg)
NHW	Non-Hazardous Waste (disposed) (kg)
RW	Radioactive Waste (disposed) (kg)
Output Flow Indicators	
CFR	Components for Reuse (kg)
MR	Material for Recycling (kg)
MER	Materials for Energy Recovery (kg)
EEE	Exported Energy, Electricity (MJ)
EET	Exported Energy, Thermal (MJ)
Lifecycle Stages / Modules	
A1	Raw material supply
A2	Transport
A3	Manufacturing
A4	Transport to site
A5	Construction/Installation
B1	Use
B2	Maintenance
B3	Repair
B4	Replacement
B5	Refurbishment
B6	Operational energy use
B7	Operational water use
C1	Deconstruction/Demolition
C2	Transport to waste processing
C3	Waste processing
C4	Disposal
D	Reuse-Recovery-Recycling potential
Other Relevant Terms	
SVHC	Substances of Very High Concern
EC No.	European Community Number
CAS No.	Chemical Abstracts Service Number
MJ	Megajoule
kg	Kilogram
m^3	Cubic Meter
NMVOC	Non-Methane Volatile Organic Compounds
Sb eq.	Antimony Equivalents
P eq.	Phosphorus Equivalents
N eq.	Nitrogen Equivalents
CFC-11 eq.	Chlorofluorocarbon-11 Equivalents
CO_2 eq.	Carbon Dioxide Equivalents
kg C	Kilograms of Carbon
kg CO_2 eq.	Kilograms of Carbon Dioxide Equivalent
ND	Not Declared
Country abbreviation (ISO 3166 code)	
FR	France
LU	Luxembourg

REFERENCES

a) General Programme Instructions of International EPD System. Version.5.0.1
b) EN 15804:2012+A2:2019 – *Sustainability of construction works – Environmental Product Declarations – Core rules for the product category of construction products.* European Committee for Standardization (CEN), Brussels.
c) ISO 14025:2006 – *Environmental labels and declarations – Type III environmental declarations – Principles and procedures.* International Organization for Standardization (ISO), Geneva
d) PCR 2019:14. Construction products. Version 2.0.1
e) 2019:14-c-PCR-004 *Being updated - Resilient, textile and laminate floor coverings* (EN 16810) (version 1.0.0). European Committee for Standardization (CEN/ TC34), Brussels.
f) ISO 10582:2017 – *Resilient floor coverings – Heterogeneous poly(vinyl chloride) floor coverings – Specifications.* International Organization for Standardization (ISO), Geneva
g) ISO 10874:2019 – *Resilient, textile and laminate floor coverings – Classification*. International Organization for Standardization (ISO), Geneva.
h) FCCS (Floor Covering Classification System) – *Taxonomy of commercial flooring performance and classifications.* RFCI – Resilient Floor Covering Institute, LaGrange, Georgia.
i) ISO 14040:2006 – *Environmental management – Life cycle assessment – Principles and framework.* International Organization for Standardization (ISO), Geneva.
j) ISO 14044:2006 – *Environmental management – Life cycle assessment – Requirements and guidelines.* International Organization for Standardization (ISO), Geneva.
k) ISO 9001:2015 – *Quality management systems – Requirements.* International Organization for Standardization (ISO), Geneva.
l) ISO 14001:2015 – *Environmental management systems – Requirements with guidance for use.* International Organization for Standardization (ISO), Geneva.
m) ISO 50001:2018 – *Energy management systems – Requirements with guidance for use.* International Organization for Standardization (ISO), Geneva.
n) FD P01-015:2006*. Environmental quality of construction products - Energy and transport data sheet.* AFNOR.

VERSION HISTORY

Original Version of the EPD, 2026-xx-xx

EPD
INTERNATIONAL EPD SYSTEM
www.environdec.com